

CORIOLIS MASS FLOW METER KC-7777-C

(Cryogenic LNG, LN2, LO2, LH2 type)



CORIOLIS MASS FLOW METER (KC-7777-C)

Product Features

- **Measuring diameters:** DN08, DN25, DN40, DN50, DN80
- **Instantaneous and totalized flow rate, volumetric and mass flow rate, temperature, and density display**
- **Power supply:** AC 85–265 V (50/60 Hz), DC 18–36 V
- **Output accuracy:** $\pm 0.005\%$ F.S. (HART 4–20 mA)
- **Interface (RS-485) allows on-site adjustment in case of flow meter malfunctions**
- **Direct mass flow measurement eliminates the need for separate temperature and pressure compensation**
- **Simple on-site signal processing and calibration (precision calibration: 5–8 calibration points)**
- **Short upstream and downstream straight pipe sections (10D front end ~ 5D rear end)**
- **Excellent reproducibility and outstanding long-term stability**
- **Hygienic design with 3A certification**
- **CIP/SIP cleaning capability to ensure product quality**
- **Best price-to-performance ratio**
- **Easy adaptability to different applications**
- **Wide measurable flow rate range (100:1 turndown ratio)**
- **Fast response to flow rate changes (0.1 second)**
- **No moving parts**
- **CE, IP66, IP67**

Application

- 0~2,000kg/min precision measurement.
- High-precision digital signals ensure accurate and stable measurements.
- Compact design, small size, reliable performance, and durability.
- Specially designed for chemical energy, natural gas, and cryogenic Liquid applications.

Product Introduction

The structure consists of two parts: the sensor and the transmitter, and features ARM pure digital drive, DSP signal processing, and high oscillation frequency.

It features a high-performance microprocessor and LCD display for convenient and fast parameter setting and self-checking and self-diagnosis functions.

It boasts high stability, high shock resistance, fast response, high accuracy, low pressure loss, and multi-parameter measurement (including mass flow rate, density, temperature, and percentage).

It has a wide range of applications (it can be used to measure all types of non-Newtonian fluids, slurries, suspensions, and high-viscosity fluids).

It has low installation requirements (straight pipe requirements before and after the Coriolis mass flow meter are low). It is stable and requires minimal maintenance.

Coriolis Mass Flowmeter (KC-7777-C)

Product Performance

- **Accuracy**
Liquid, Oil : R.D 0.15 / 0.2
Gas : R.D $\pm 0.5\%$, $\pm 1.0\%$
- **Repeatability**
R.D 0.075%, 0.1%, 0.25%, 0.5%
- **Density Measurement**
Density range : 0.3 ~ 3.0 g/cm³
Accuracy : ± 0.001 g/cm³(± 1 kg/m³)
- **Response Time**
Within 0.1 second
- **Measurement Range**
0~2,000kg/min
- **Function**
Flow Rate & Total, Volume, Mass, Density, Temperature Measurable

Operating Specification

- **Fluid**
Cryogenic LNG, LN₂, LO₂, LH₂ mass measurement or volume measurement
- **Input Power (Optional)**
24VDC, 220VAC/24VDC self-adaption
- **Output Signal (Optional)**
pulse+4~20mA+RS485
pulse+4~20mA+HART
- **Pressure Drop**
0.15 kpa
- **Fluid & Environment Temperature**
Fluid : -50~+150 °C 옵션 : -50~+230 °C, -50~+350 °C
 -200~+150 °C, -255~+150 °C
Environment : -20 ~ 60 °C (-4 ~ 140 °F) Options : -40~60 °C (-40~140 °F)

Coriolis Mass Flow Meter (KC-7777-C)

- **Pressure (limitations)**

16 Bar Std.

40, 63, 100, 160, 200, 250, 300, 350, 400, 700, 900, 1200Bar (Option)

- **Diplays**

Display instructions: instantaneous & integration, volume, mass measurement

Alphanumeric 2 X 16 backlight LCD

Adjustable variables via remote control switch or Smart interface software

Adjustable : Full scale : (0 ~100) %

Flow: m³/h(m³), L/h(L), mL/h(mL), kg/h(kg)

Time response 0.1 sec / Correction factor setting 0.5 ~ 5 /

Zero & Span

- **Totalizer**

Flow rate and total oxygen point (0000. / 000.0/ 00.00 / 0.000)

Seven digits (9,999,999,99.9 Count) in engineering units Reset table by Software

- **Software (Option)**

Smart interface Windows® -based Software 8MB RAM of RAM, preferred 16MB of RS-485

communication Additional features: Zero cut-off adjustment / Linearization adjustment / Save /

Load configuration / For meter validatio

Physical Specification

- **Wetted Materials**

Measuring Tube – SS 316L / HC Hastelloy, Titanium, PTFE (Option)

Body – SS 304, SS 316L

- **Cnclosure**

General type IP66 & Waterproof, dustproof, explosion-proof IP67

(Ex d ib IIc T6 Gb : Ex db ia IIc T6 Gb Ex tb IIIc T80°C Db)

- **Electrical Connection**

2 X ½" NPT , M20X1.5

- **Mounting (Selection)**

ANSI 150lb Flange, JIS 10k RF Flange

ANSI 300lb Flange, JIS 20K RF Flange (Option)

- **Certification**

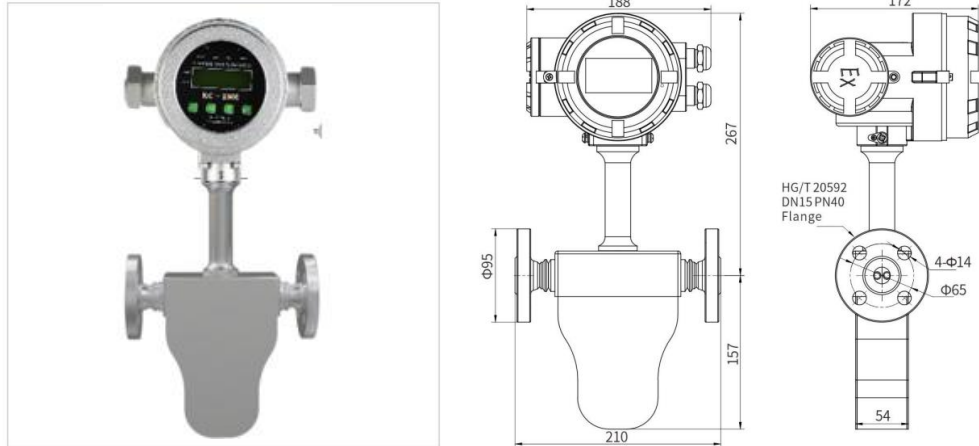
CE (All Case)

[Korea Gas Safety Corporation is preparing for hydrogen explosion-proof certification.]

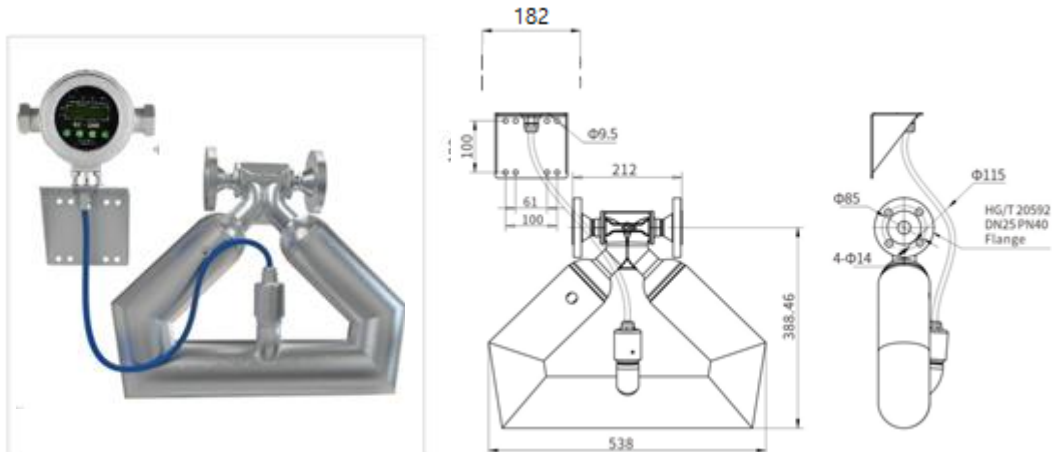
Coriolis Mass Flow Meter (KC-7777-C)

❖ Drawing Dimension Spec' & Chart "Cryogenic LNG, LN2, LO2, LH2" Type

◆ DN08



◆ DN25



❖ Specifications by size (flow rate, temperature, pressure)

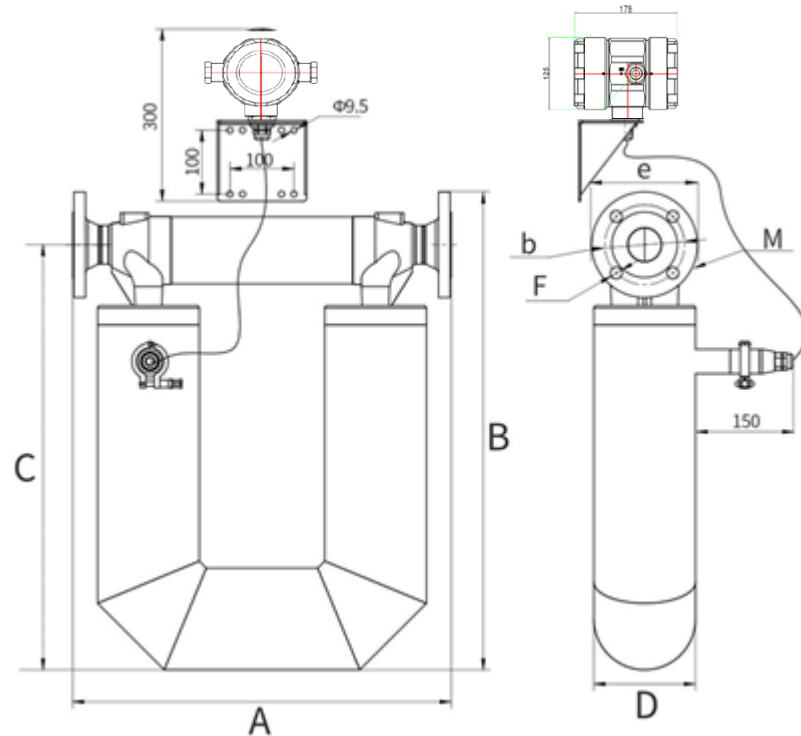
Size		Max. Flow Rate		Medium Temp'	Max. Working Pressure
inch	mm	Kg/min	Lb/min		
1/4"	DN08	20	44	-200~150°C	40Bar
1"	DN05	200	440		

❖ Zero stability

Size		Zero stability(Kg/min)
1/4"	DN08	0.002
1"	DN25	0.010
1-1/2"	DN40	0.020
2"	DN50	0.025
3"	DN80	0.050

Coriolis Mass Flow Meter (KC-7777-C)

❖ Drawing Dimension Spec' & Chart "Cryogenic LNG, LN2, LO2, LH2, LAr, LCo2, LHe, LNe" Type



Size	A	B	C	D	E	b	F	M
DN40	560	699	624	Φ140	Φ150	Φ110	Φ18	DN40PN40Flange
DN50	592	747	665	Φ159	Φ165	Φ125	4-Φ16	DN50PN40Flange
DN80	763	950	850	Φ219	Φ200	Φ160	8-Φ18	DN80PN40Flange

❖ Specifications by size (flow rate, temperature, pressure)

Size		Max. Flow Rate		Medium Temp'	Max. Working Pressure
inch	mm	Kg/min	Lb/min		
1-1/2"	DN40	450	992	-200~150°C	40Bar
2"	DN50	650	1433		
3"	DN80	2000	4409		

Coriolis Mass Flow Meter (KC-7777-C)

The Coriolis mass flow meter realizes the following control with the current output signal:

- | | |
|---|---|
| 01 – Mass flow(kg/h) Control | 02 – Density (g/cm ²) Measuring |
| 03 – Volume flow(m ³ /h) Control | 04 – Temperature(°C) Measuring |

Application : Batch Control / Mixed / Process Control / Filling & Dispensing / Loading & UnLoading / Measurement of commercial and process liquids and oils



Respond to customer needs with fast response speeds and achieve energy savings with $\pm 0.1\%$ F.S. precision control, minimizing losses in industrial settings.

Upstream and downstream straight pipe conditions **(KC-7777-V Cryogenic Liquid type)**

Vertical pipe length required for measurement			
Line Condition	KC-7777 Smart- IN™		Orifice Plate(3)
	upstream(1)	downstream(2)	
90° Elbow or T-Junction	10D	5D	28D
Reduction (4:1)	10D	5D	14D
Expansion (4:1)	10D	5D	30D
After the control valve	10D	5D	32D
Two 90° elbows (same horizontal plane)	10D	5D	36D
Two 90° elbows (different horizontal planes)	10D	5D	62D

Note:

- (1) The straight pipe diameter multiple (D) is the straight pipe required between obstructions upstream of the flow meter.
- (2) The required straight pipe length can be shortened due to field-specific calibration.
- (3) For comparison with our flow meter, this is the straight pipe required for an orifice flow meter with a diameter ratio of 0.7, as defined by ISO-5167.
- (4) For pressure effects, please contact the manufacturer.

Order Code-Coriolis Flow Meter (KC-7777-C)

Type **Flange** **Conn' Spec'** **Enclosure** **Power** **Output** **Display** **Direction** **Cal1** **Cal2** **Press'** **Option**
KC-7777- - - - **E** - **P** - **V** - - - - -
1 **2** **3** **4** **5** **6** **7** **8** **9** **10** **11** **12** **13** **14** **15**

Type	Code 1
Cryogenic LNG	LNG
Cryogenic LN2	LN2
Cryogenic LO2	LO2
Cryogenic LH2	LH2
Agency approved, customer specified	W

Process Connection	Code 2
Thread	T
Tri-clamp	TC
Lok Fitting	L
DIN / ANSI / JIS Flange	D / A / J
Agency approved, customer specified	W

Connection Spec' 1,3	Code 3,4,5
Size	DIN 150lb JIS10k
1/4" (DN08)	Thread or Lok
1" (DN25)	D4 F4 J4
1-1/2" (DN40)	D6 F6 J6
2" (DN50)	D7 F7 J7
3" (DN80)	D9 F9 J9
Agency approved, customer specified	W

Enclosure ⁵	Code 6,7
Hazardous-Area Location Enclosure	2
Remote Hazardous-Area Location Enclosure(Only with Meter)	3(Ft)
Remote Hazardous-Area Location Enclosure(Only with Junction Box)	4(Ft)
IP66 or IP67	N2
Remote IP66 with Junction Box	N4(Ft)
Agency approved, customer specified	W

Input Power	Code 8
DC 24V, 500mA	2
AC 220V or 22-245V, 60Hz	3
Agency approved, customer specified	W

Output Singal	Code 9
Modbus RTU / RS-485S, Pulse active	1
Profibus PA Modbus RTU / RS-485, Pulse active	2
DC 4~20 mA Hart or Current Loop	2
Agency approved, customer specified	W

Display	Code 10
No Readout	NR
Digital Display	DD
Agency approved, customer specified	W

Flow Direction	Code 11
Horizontal Left to Right or Vertical UP	1
Horizontal Right to Left or Vertical Down	2
Agency approved, customer specified	W

Calibration ¹⁹ (Gas)	Code 12
Standard Calibration	A
Air, only for 1/2" and small pipe Size	A
Compressed Air, only for 2" and large pipe size	D
Customer Calibration	B
Air	B
Agency approved, customer specified	W

Calibration ¹⁹ (Liquid)	Code 12
Standard Calibration	A
Water, only for 1/2" and small pipe Size	A
Water, only for 2" and large pipe size	D
Customer Calibration	B
Water	B
Agency approved, customer specified	W

Calibration ²⁹ (Gas)	Code 13
70 °F(21 °C) 14.7 psig (1.103 barg)	A
32 °F(0 °C) 14.7 psig (1.103 barg)	B
Agency approved, customer specified	W

Calibration ²⁹ (Liquid)	Code 13
64.4 °F(18 °C) 14.7 psig (1.103 barg)	A
32 °F(0 °C) 14.7 psig (1.103 barg)	B
Agency approved, customer specified	W

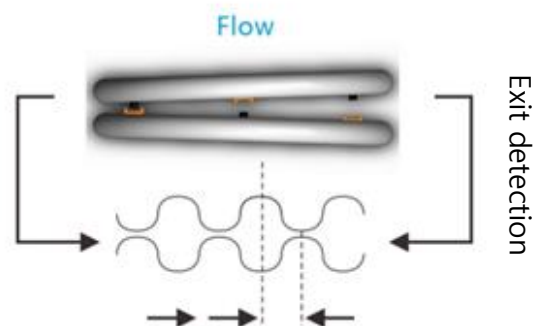
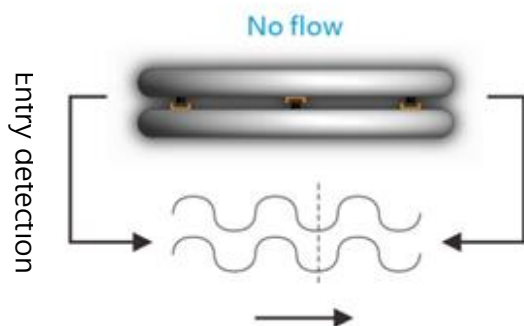
Pressure Limit	Code 14
16 bar	1
40 bar	2
900 bar	3
Agency approved, customer specified	W

Option	Code 15
High Temp'(-50~+230 or -255~150°C)	ST
High Press' (max.1,200 Bar)	HP
Mat'l : HC Hastelloy, Titanium, PTFE	SM
Agency approved, customer specified	W

Coriolis Mass Flow Meter (KC-7777)

Measurement Principle

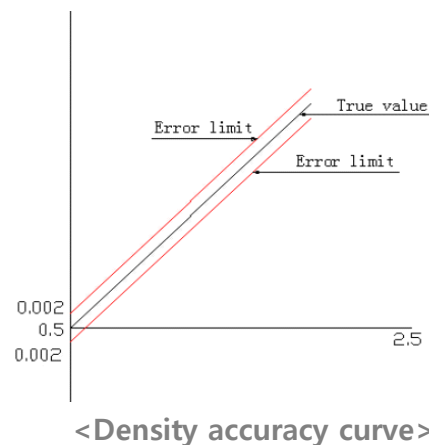
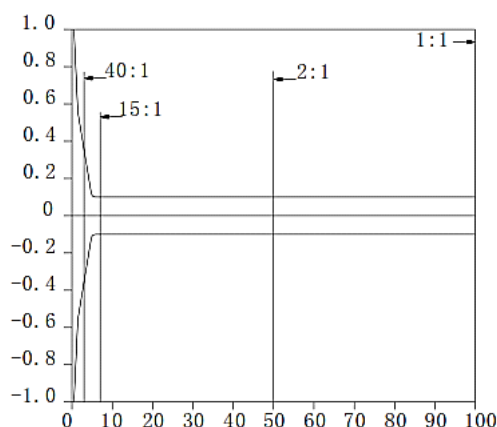
A Coriolis mass flow meter vibrates a flowmeter tube as fluid passes through it, based on the Coriolis principle. A sensor detects and analyzes the frequency, phase difference, and temperature changes in the flowmeter tube. This allows for direct measurement of the fluid's mass flow rate, and density is calculated from the vibration frequency. Other process variables, such as mass flow rate, volume flow rate, density, and temperature, can also be obtained.



Instantaneous Flow Accuracy: $\pm 0.20\%$
Flow Rate $\pm [(Zero\ Stability/Flow\ Rate) * 100] \%$

Flow Rate Response Time: Factory set to 1 second (user adjustable)

Density measurement accuracy:
 $\pm 0.002\text{ g/cm}^3$ (applicable to liquids only) As shown in the graph below, the origin coordinates start at 0.5.



Coriolis Mass Flow Meter (KC-7777)

KOLAS Standard equipment : SONIC NOZZLE(Gas)



CORIOLIS MASS FLOW METER (Liquid)



Disclaimer:

All data used in product descriptions is not legally binding.
Related technical details are subject to change for further improvement.

Coriolis Mass Flow Meter (KC-7777)

※ Just choose the one that suits your needs.

Application	Type		Mass Flowmeter	
			Coriolis Mass	
Object of Measurement	Liquid, Oil		○	
	Gas		○	
	Vaper		○	
	steam		○	
Application	control		○	
	Monitor		○	
	Supply		○	
Operating condition	Temperature (max)		Gas, Liquid	-50 ~ 230°C -255 ~ 155°C
	Pressure (max)		Max 1,200 Bar (120 MPa)	
	Pressure loss		Negligible	
	Range ability		Large	
Installing condition	Bore		Ø3 to Ø150	
	Straight	upstream	10D	
	Pipe length	downstream	5D	
	Piping work		Required	
	Explosion-proofing		○	
Performance	Accuracy		Liquid	±0.15~0.2% R.D
			Gas	±0.5%, 1.0% R.D
	Flow Range Velocity		Liquid, Gas	0.2 ~ 29,000 kg/min
Turndown Ratio	Up to 100:1 ~ max 1000:1 (for low frequencies)			

Disclaimer:

All data used in product descriptions is not legally binding.

Related technical details are subject to change for further improvement.

www.goldenrules.co.kr

**Gas, Liquid, Steam, Mixed type Mass & Volume Flow Meter
specialized manufacturing company**

Detailer

Certified in accordance with

KC Q ISO 9001 : 2015

KC Q ISO 14001 : 2015

032-817-1240

goldenrules2014@naver.com

A-1805, Songdo Mirae-ro 30, Yeonsu-gu, Incheon (Songdo Smart Valley)



(주)골든룰